



DATE: 25th March, 2019

PCN #: 2403

PCN Title: Qualification of Additional Wafer Solderable Front Metal Plating, Back Grinding and Back Metal Process Source, Additional Wafer Source, or Additional Assembly and Test site for Select Products

Dear Customer:

This is an announcement of change(s) to products that are currently being offered by Diodes Incorporated.

We request that you acknowledge receipt of this notification within 30 days of the date of this PCN. If you require samples for evaluation purposes, please make a request within 30 days as well. Otherwise, samples may not be built prior to this change. Please refer to the implementation date of this change as it is stated in the attached PCN form. Please contact your local Diodes sales representative to acknowledge receipt of this PCN and for any sample requests.

The changes announced in this PCN will not be implemented earlier than 90 days from the notification date stated in the attached PCN form.

Previously agreed upon customer specific change process requirements or device specific requirements will be addressed separately.

For questions or clarification regarding this PCN, please contact your local Diodes sales representative.

Sincerely,

Diodes Incorporated PCN Team



PRODUCT CHANGE NOTICE

PCN-2403 REV 1

Notification Date:	Implementation Date:	Product Family:	Change Type:	PCN #:
25 th March, 2019	24 th June, 2019	Discrete Semiconductors	Additional Solderable Front Metal Plating, Back Grinding and Back Metal Process Source, Wafer Source, or A/T site	2403
TITLE				
Qualification of Additional Wafer Solderable Front Metal Plating, Back Grinding and Back Metal Process Source, Additional Wafer Source, or Additional Assembly and Test site for Select Products				
DESCRIPTION OF CHANGE				
<p>This PCN is being issued to notify customers that in order to assure continuity of supply, Diodes Incorporated has qualified "Diodes Technology (Cheng Du) Company Limited" (CAT) located in Chengdu, China as an additional wafer solderable front metal plating, back grinding and back metal process facility for select products.</p> <p>We also qualified "Diodes internal BCD (Shanghai) Micro-Electronics Limited" (SFAB2) in China as an additional wafer source, "Tianshui Huatian Electronic Group Co., Ltd." (HTME) in China or "Tianshui Huatain Technology Co., Ltd." (TSHT) in China as the additional assembly and test site for select products listed in different tables below.</p> <p>The package outline dimensions (POD), marking and/or appearance is different on the parts made by HTME and TSHT for SO-8, TO-263AB, TO252 and PowerDI5060 packages. Please refer to the details with different options below.</p> <p>Full electrical characterization and high reliability testing has been completed on representative part numbers to ensure there is no change to device functionality or electrical specifications in the datasheet. Refer to the attached qualification / reliability report (embedded in this file).</p>				
IMPACT				
Continuity of Supply. No change in datasheet parameters or product performance				
PRODUCTS AFFECTED				
Table 1 – Affected Part List to add CAT as the additional wafer back grinding and back metal process facility Table 2 – Affected Part List to add CAT as the additional wafer solderable front metal plating, back grinding and back metal process facility Table 3 – Affected Part List to add SFAB2 as the additional wafer source Table 4 – Affected Part List to add HTME as the additional A/T Site Table 5 – Affected Part List to add TSHT as the additional A/T Site				
WEB LINKS				
Manufacturer's Notice:	https://www.diodes.com/quality/product-change-notices/diodes-product-change-notices/			
For More Information Contact:	http://www.diodes.com/contacts			
Data Sheet:	http://www.diodes.com/products			
DISCLAIMER				
Unless a Diodes Incorporated Sales representative is contacted in writing within 30 days of the posting of this notice, all changes described in this announcement are considered approved.				

Table 1: Affected Part List to add CAT as the additional wafer back grinding and back metal process facility

2N7002-13-F	2N7002W-7-F	DMN10H220L-7	DMN3033LSD-13	DMN601DMK-7	DMN65D8LW-7
2N7002-7-F	BSS138-13-F	DMN2004DMK-7	DMN3042L-7	DMN601DWK-7	DMN66D0LDW-7
2N7002A-13	BSS138-7-F	DMN2004DWK-7	DMN3404L-7	DMN601K-7	DMT10H010LSS-13
2N7002A-7	BSS138DW-7-F	DMN2004K-7	DMN4060SVT-7	DMN6040SSD-13	DMT10H025SSS-13
2N7002DW-7-F	DMC2038LVT-7	DMN2029USD-13	DMN53D0L-13	DMN6040SVT-7	DMT6009LSS-13
2N7002E-7-F	DMG3402L-7	DMN3015LSD-13	DMN53D0L-7	DMN6070SSD-13	DMT69M8LFV-13
2N7002K-13	DMG6402LVT-7	DMN3016LSS-13	DMN53D0LDW-7	DMN65D8L-7	DMT69M8LFV-7
2N7002K-7	DMG9926USD-13	DMN3033LDM-7	DMN53D0LW-7	DMN65D8LDW-7	

Table 2 – Affected Part List to add CAT as the additional wafer solderable front metal plating, back grinding and back metal process facility

DMP2005UFG-13	DMP3007SFG-13	DMT10H015LFG-7	DMT32M5LFG-13	DMT6007LFG-13	DMT6007LFG-7
DMP2005UFG-7	DMP3007SFG-7	DMT3003LFG-7	DMT32M5LFG-7		

Table 3 – Affected Part List to add SFAB2 as the alternate wafer source

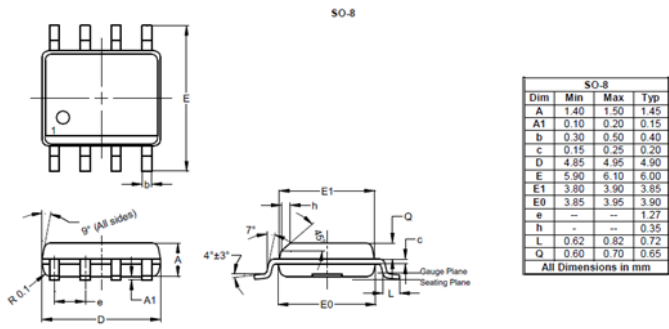
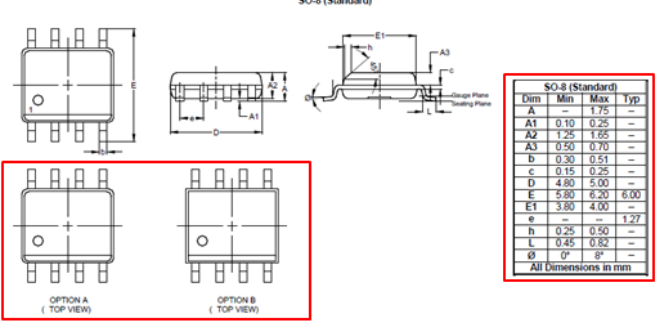
SDT10A45P5-7	SDT10A45P5-13				
--------------	---------------	--	--	--	--

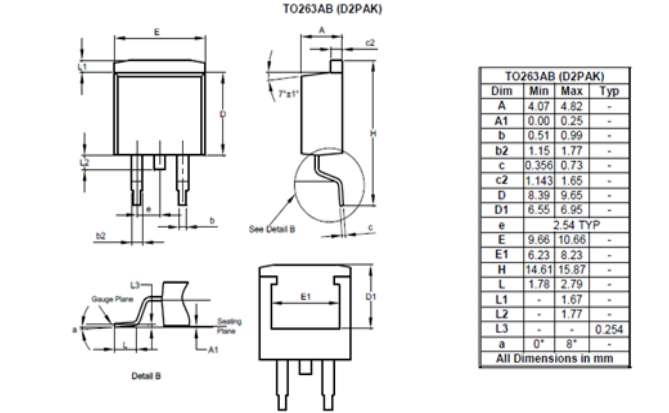
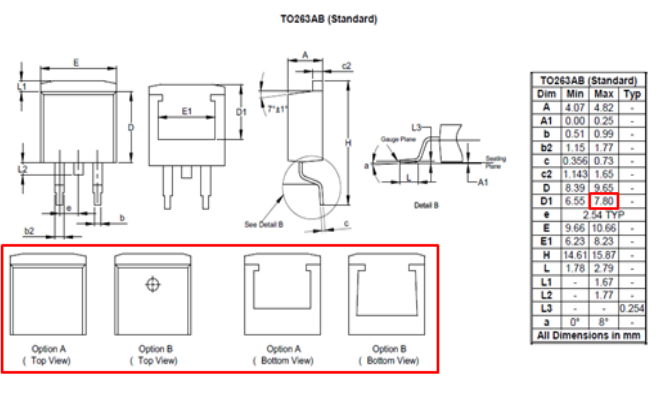
Table 4 – Affected Part List to add HTME as the additional A/T Site

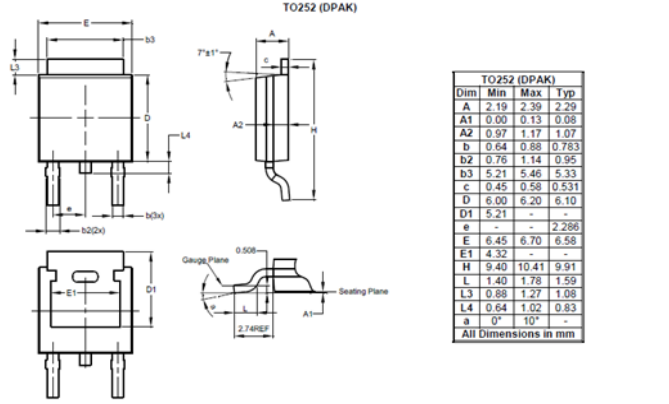
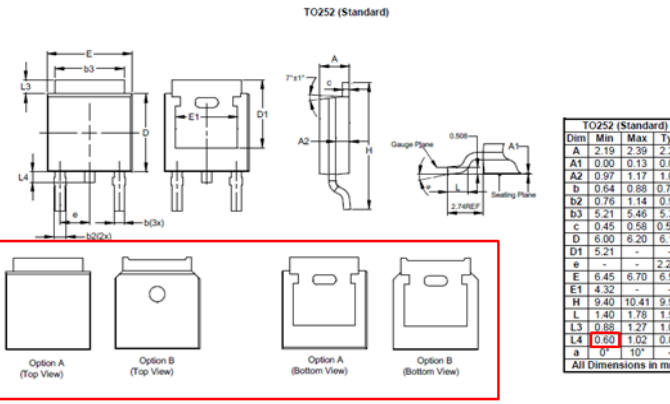
DMN10H099SK3-13	DMNH6042SPS-13	DMT34M2LPS-13	DMTH10H010LPS-13	DMTH4005SK3-13	DMTH6004SPS-13
DMN3009SK3-13	DMT10H010LK3-13	DMT36M1LPS-13	DMTH10H010SPS-13	DMTH4005SPS-13	DMTH6005LK3-13
DMN3010LK3-13	DMT10H010LPS-13	DMT4004LPS-13	DMTH10H015LK3-13	DMTH4007LK3-13	DMTH6005LPS-13
DMN4010LK3-13	DMT10H010SPS-13	DMT6004LPS-13	DMTH10H015LPS-13	DMTH4007LPS-13	DMTH6009LK3-13
DMN6017SK3-13	DMT10H015LK3-13	DMT6004SPS-13	DMTH10H025SK3-13	DMTH4007SK3-13	DMTH6010LK3-13
DMNH10H028SK3-13	DMT10H015LPS-13	DMT6005LPS-13	DMTH3004LK3-13	DMTH4007SPS-13	DMTH6010LPS-13
DMNH10H028SPS-13	DMT10H015SK3-13	DMT6009LK3-13	DMTH3004LPS-13	DMTH4008LPS-13	DMTH6010SK3-13
DMNH3010LK3-13	DMT10H025LK3-13	DMT6010LPS-13	DMTH4004LK3-13	DMTH43M8LPS-13	DMTH6016LK3-13
DMNH4006SK3-13	DMT10H025SK3-13	DMT8012LK3-13	DMTH4004LPS-13	DMTH6004LPS-13	DMTH6016LPS-13
DMNH6011LK3-13	DMT2004UPS-13	DMT8012LPS-13	DMTH4004SCTB-13	DMTH6004SCTB-13	DMTH8012LK3-13
DMNH6012SPS-13	DMT3004LPS-13	DMTH10H010LCTB-13	DMTH4004SPS-13	DMTH6004SK3-13	DMTH8012LPS-13
DMNH6021SK3-13	DMT34M1LPS-13				

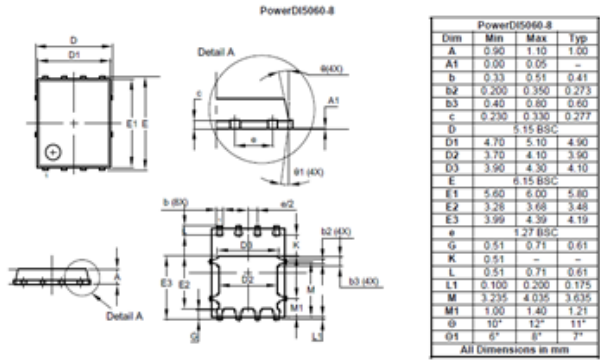
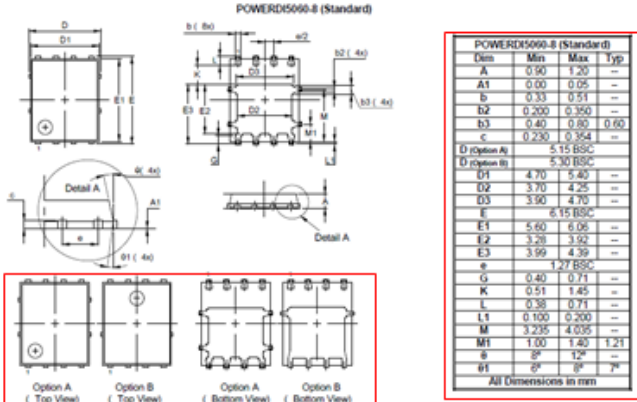
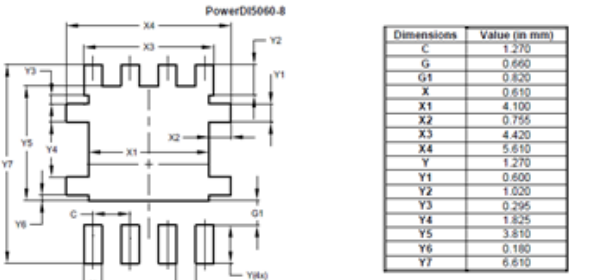
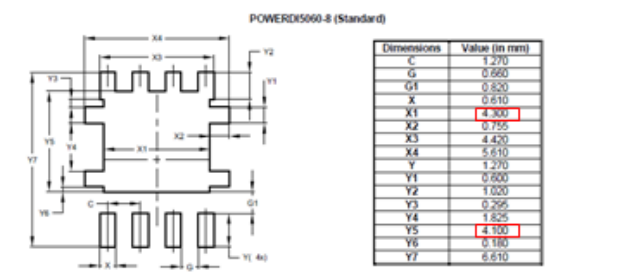
Table 5 – Affected Part List to add TSHT as the additional A/T Site

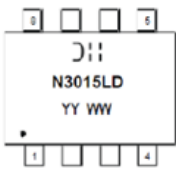
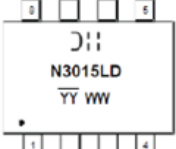
DMC3016LSD-13	DMC4015SSD-13	DMN3024LSD-13	DMN6066SSD-13	DMP3085LSD-13	DMP6050SSD-13
DMC3021LSD-13	DMC4028SSD-13	DMN4026SSD-13	DMP2040USD-13	DMP3098LSD-13	DMP6110SSD-13
DMC3025LSD-13	DMC4029SSD-13	DMN4027SSD-13	DMP3028LSD-13	DMP4047SSD-13	DMT10H014LSS-13
DMC3028LSD-13	DMC4047LSD-13	DMN4034SSD-13	DMP3036SSD-13	DMP4050SSD-13	DMT10H015LSS-13
DMC3028LSDX-13	DMC6040SSD-13	DMN6022SSD-13	DMP3056LSD-13		

From : Current POD listed in the device datasheet	Change To : Combined POD will be listed in the device datasheet																																																																																																								
Baseline POD (Diodes internal Shanghai and Chengdu Assembly & Test Site (SAT/CAT))	Combined POD (SAT/CAT + TSHT) covers baseline's POD.																																																																																																								
Baseline SO-8	Combined SO-8: Option A (SAT/CAT-Baseline) + Option B (TSHT)																																																																																																								
 <p>SO-8 (Standard)</p> <table border="1"> <thead> <tr> <th>Dim</th> <th>Min</th> <th>Max</th> <th>Typ</th> </tr> </thead> <tbody> <tr><td>A</td><td>1.40</td><td>1.50</td><td>1.45</td></tr> <tr><td>A1</td><td>0.10</td><td>0.20</td><td>0.15</td></tr> <tr><td>b</td><td>0.30</td><td>0.50</td><td>0.40</td></tr> <tr><td>c</td><td>0.15</td><td>0.25</td><td>0.20</td></tr> <tr><td>D</td><td>4.85</td><td>4.95</td><td>4.90</td></tr> <tr><td>E</td><td>5.90</td><td>6.10</td><td>6.00</td></tr> <tr><td>E1</td><td>3.80</td><td>3.90</td><td>3.85</td></tr> <tr><td>e</td><td>3.85</td><td>3.95</td><td>3.90</td></tr> <tr><td>h</td><td>-</td><td>-</td><td>1.27</td></tr> <tr><td>L</td><td>0.62</td><td>0.82</td><td>0.72</td></tr> <tr><td>Q</td><td>0.60</td><td>0.70</td><td>0.55</td></tr> </tbody> </table> <p>All Dimensions in mm</p>	Dim	Min	Max	Typ	A	1.40	1.50	1.45	A1	0.10	0.20	0.15	b	0.30	0.50	0.40	c	0.15	0.25	0.20	D	4.85	4.95	4.90	E	5.90	6.10	6.00	E1	3.80	3.90	3.85	e	3.85	3.95	3.90	h	-	-	1.27	L	0.62	0.82	0.72	Q	0.60	0.70	0.55	 <p>SO-8 (Standard)</p> <table border="1"> <thead> <tr> <th>Dim</th> <th>Min</th> <th>Max</th> <th>Typ</th> </tr> </thead> <tbody> <tr><td>A</td><td>-</td><td>1.75</td><td>-</td></tr> <tr><td>A1</td><td>0.10</td><td>0.25</td><td>-</td></tr> <tr><td>A2</td><td>1.25</td><td>1.65</td><td>-</td></tr> <tr><td>A3</td><td>0.50</td><td>0.70</td><td>-</td></tr> <tr><td>b</td><td>0.30</td><td>0.51</td><td>-</td></tr> <tr><td>c</td><td>0.15</td><td>0.25</td><td>-</td></tr> <tr><td>D</td><td>4.80</td><td>5.00</td><td>-</td></tr> <tr><td>E</td><td>5.80</td><td>6.20</td><td>6.00</td></tr> <tr><td>E1</td><td>3.80</td><td>4.00</td><td>-</td></tr> <tr><td>e</td><td>-</td><td>-</td><td>1.27</td></tr> <tr><td>h</td><td>0.25</td><td>0.50</td><td>-</td></tr> <tr><td>L</td><td>0.45</td><td>0.82</td><td>-</td></tr> <tr><td>Q</td><td>0.60</td><td>0.70</td><td>-</td></tr> </tbody> </table> <p>All Dimensions in mm</p>	Dim	Min	Max	Typ	A	-	1.75	-	A1	0.10	0.25	-	A2	1.25	1.65	-	A3	0.50	0.70	-	b	0.30	0.51	-	c	0.15	0.25	-	D	4.80	5.00	-	E	5.80	6.20	6.00	E1	3.80	4.00	-	e	-	-	1.27	h	0.25	0.50	-	L	0.45	0.82	-	Q	0.60	0.70	-
Dim	Min	Max	Typ																																																																																																						
A	1.40	1.50	1.45																																																																																																						
A1	0.10	0.20	0.15																																																																																																						
b	0.30	0.50	0.40																																																																																																						
c	0.15	0.25	0.20																																																																																																						
D	4.85	4.95	4.90																																																																																																						
E	5.90	6.10	6.00																																																																																																						
E1	3.80	3.90	3.85																																																																																																						
e	3.85	3.95	3.90																																																																																																						
h	-	-	1.27																																																																																																						
L	0.62	0.82	0.72																																																																																																						
Q	0.60	0.70	0.55																																																																																																						
Dim	Min	Max	Typ																																																																																																						
A	-	1.75	-																																																																																																						
A1	0.10	0.25	-																																																																																																						
A2	1.25	1.65	-																																																																																																						
A3	0.50	0.70	-																																																																																																						
b	0.30	0.51	-																																																																																																						
c	0.15	0.25	-																																																																																																						
D	4.80	5.00	-																																																																																																						
E	5.80	6.20	6.00																																																																																																						
E1	3.80	4.00	-																																																																																																						
e	-	-	1.27																																																																																																						
h	0.25	0.50	-																																																																																																						
L	0.45	0.82	-																																																																																																						
Q	0.60	0.70	-																																																																																																						

From : Current POD listed in the device datasheet	Change To : Combined POD will be listed in the device datasheet																																																																																																																																																
Baseline POD (Diodes internal Shanghai Assembly & Test Site (SAT))	Combined POD (SAT + HTME) remains the same, except Dim D1.																																																																																																																																																
Baseline TO263AB	Combined TO263AB: Option A (SAT-Baseline) + Option B (HTME)																																																																																																																																																
 <p>TO263AB (D2PAK)</p> <table border="1"> <thead> <tr> <th>Dim</th> <th>Min</th> <th>Max</th> <th>Typ</th> </tr> </thead> <tbody> <tr><td>A</td><td>4.07</td><td>4.82</td><td>-</td></tr> <tr><td>A1</td><td>0.00</td><td>0.25</td><td>-</td></tr> <tr><td>b</td><td>0.51</td><td>0.99</td><td>-</td></tr> <tr><td>b2</td><td>1.15</td><td>1.77</td><td>-</td></tr> <tr><td>c</td><td>0.356</td><td>0.73</td><td>-</td></tr> <tr><td>c2</td><td>1.143</td><td>1.65</td><td>-</td></tr> <tr><td>D</td><td>8.39</td><td>9.65</td><td>-</td></tr> <tr><td>D1</td><td>6.55</td><td>6.95</td><td>-</td></tr> <tr><td>e</td><td>-</td><td>2.54 TYP</td><td>-</td></tr> <tr><td>E</td><td>9.66</td><td>10.66</td><td>-</td></tr> <tr><td>E1</td><td>6.23</td><td>8.23</td><td>-</td></tr> <tr><td>H</td><td>14.61</td><td>15.87</td><td>-</td></tr> <tr><td>L</td><td>1.78</td><td>2.79</td><td>-</td></tr> <tr><td>L1</td><td>-</td><td>1.67</td><td>-</td></tr> <tr><td>L2</td><td>-</td><td>1.77</td><td>-</td></tr> <tr><td>L3</td><td>-</td><td>-</td><td>0.254</td></tr> <tr><td>a</td><td>0°</td><td>8°</td><td>-</td></tr> </tbody> </table> <p>All Dimensions in mm</p>	Dim	Min	Max	Typ	A	4.07	4.82	-	A1	0.00	0.25	-	b	0.51	0.99	-	b2	1.15	1.77	-	c	0.356	0.73	-	c2	1.143	1.65	-	D	8.39	9.65	-	D1	6.55	6.95	-	e	-	2.54 TYP	-	E	9.66	10.66	-	E1	6.23	8.23	-	H	14.61	15.87	-	L	1.78	2.79	-	L1	-	1.67	-	L2	-	1.77	-	L3	-	-	0.254	a	0°	8°	-	 <p>TO263AB (Standard)</p> <table border="1"> <thead> <tr> <th>Dim</th> <th>Min</th> <th>Max</th> <th>Typ</th> </tr> </thead> <tbody> <tr><td>A</td><td>4.07</td><td>4.82</td><td>-</td></tr> <tr><td>A1</td><td>0.00</td><td>0.25</td><td>-</td></tr> <tr><td>b</td><td>0.51</td><td>0.99</td><td>-</td></tr> <tr><td>b2</td><td>1.15</td><td>1.77</td><td>-</td></tr> <tr><td>c</td><td>0.356</td><td>0.73</td><td>-</td></tr> <tr><td>c2</td><td>1.143</td><td>1.65</td><td>-</td></tr> <tr><td>D</td><td>8.39</td><td>9.65</td><td>-</td></tr> <tr><td>D1</td><td>6.55</td><td>7.80</td><td>-</td></tr> <tr><td>e</td><td>-</td><td>2.54 TYP</td><td>-</td></tr> <tr><td>E</td><td>9.66</td><td>10.66</td><td>-</td></tr> <tr><td>E1</td><td>6.23</td><td>8.23</td><td>-</td></tr> <tr><td>H</td><td>14.61</td><td>15.87</td><td>-</td></tr> <tr><td>L</td><td>1.78</td><td>2.79</td><td>-</td></tr> <tr><td>L1</td><td>-</td><td>1.67</td><td>-</td></tr> <tr><td>L2</td><td>-</td><td>1.77</td><td>-</td></tr> <tr><td>L3</td><td>-</td><td>-</td><td>0.254</td></tr> <tr><td>a</td><td>0°</td><td>8°</td><td>-</td></tr> </tbody> </table> <p>All Dimensions in mm</p>	Dim	Min	Max	Typ	A	4.07	4.82	-	A1	0.00	0.25	-	b	0.51	0.99	-	b2	1.15	1.77	-	c	0.356	0.73	-	c2	1.143	1.65	-	D	8.39	9.65	-	D1	6.55	7.80	-	e	-	2.54 TYP	-	E	9.66	10.66	-	E1	6.23	8.23	-	H	14.61	15.87	-	L	1.78	2.79	-	L1	-	1.67	-	L2	-	1.77	-	L3	-	-	0.254	a	0°	8°	-
Dim	Min	Max	Typ																																																																																																																																														
A	4.07	4.82	-																																																																																																																																														
A1	0.00	0.25	-																																																																																																																																														
b	0.51	0.99	-																																																																																																																																														
b2	1.15	1.77	-																																																																																																																																														
c	0.356	0.73	-																																																																																																																																														
c2	1.143	1.65	-																																																																																																																																														
D	8.39	9.65	-																																																																																																																																														
D1	6.55	6.95	-																																																																																																																																														
e	-	2.54 TYP	-																																																																																																																																														
E	9.66	10.66	-																																																																																																																																														
E1	6.23	8.23	-																																																																																																																																														
H	14.61	15.87	-																																																																																																																																														
L	1.78	2.79	-																																																																																																																																														
L1	-	1.67	-																																																																																																																																														
L2	-	1.77	-																																																																																																																																														
L3	-	-	0.254																																																																																																																																														
a	0°	8°	-																																																																																																																																														
Dim	Min	Max	Typ																																																																																																																																														
A	4.07	4.82	-																																																																																																																																														
A1	0.00	0.25	-																																																																																																																																														
b	0.51	0.99	-																																																																																																																																														
b2	1.15	1.77	-																																																																																																																																														
c	0.356	0.73	-																																																																																																																																														
c2	1.143	1.65	-																																																																																																																																														
D	8.39	9.65	-																																																																																																																																														
D1	6.55	7.80	-																																																																																																																																														
e	-	2.54 TYP	-																																																																																																																																														
E	9.66	10.66	-																																																																																																																																														
E1	6.23	8.23	-																																																																																																																																														
H	14.61	15.87	-																																																																																																																																														
L	1.78	2.79	-																																																																																																																																														
L1	-	1.67	-																																																																																																																																														
L2	-	1.77	-																																																																																																																																														
L3	-	-	0.254																																																																																																																																														
a	0°	8°	-																																																																																																																																														

From : Current POD listed in the device datasheet	Change To : Combined POD will be listed in the device datasheet																																																																																																																																																
Baseline POD (Diodes internal Shanghai Assembly & Test Site (SAT))	Combined POD (SAT + HTME) remains the same, except Dim L4.																																																																																																																																																
Baselinet TO252	Combined TO252: Option A (SAT-Baseline)+ Option B (HTME)																																																																																																																																																
 <p>TO252 (DPAK)</p> <table border="1"> <thead> <tr> <th>Dim</th> <th>Min</th> <th>Max</th> <th>Typ</th> </tr> </thead> <tbody> <tr><td>A</td><td>2.19</td><td>2.39</td><td>2.29</td></tr> <tr><td>A1</td><td>0.00</td><td>0.13</td><td>0.08</td></tr> <tr><td>A2</td><td>0.97</td><td>1.17</td><td>1.07</td></tr> <tr><td>b</td><td>0.64</td><td>0.88</td><td>0.783</td></tr> <tr><td>b2</td><td>0.76</td><td>1.14</td><td>0.95</td></tr> <tr><td>b3</td><td>5.21</td><td>5.46</td><td>5.33</td></tr> <tr><td>c</td><td>0.45</td><td>0.58</td><td>0.531</td></tr> <tr><td>D</td><td>6.00</td><td>6.20</td><td>6.10</td></tr> <tr><td>D1</td><td>5.21</td><td>-</td><td>-</td></tr> <tr><td>e</td><td>-</td><td>-</td><td>2.286</td></tr> <tr><td>E</td><td>6.45</td><td>6.70</td><td>6.58</td></tr> <tr><td>E1</td><td>4.32</td><td>-</td><td>-</td></tr> <tr><td>H</td><td>9.40</td><td>10.41</td><td>9.91</td></tr> <tr><td>L</td><td>1.40</td><td>1.78</td><td>1.59</td></tr> <tr><td>L3</td><td>0.88</td><td>1.27</td><td>1.08</td></tr> <tr><td>L4</td><td>0.64</td><td>1.02</td><td>0.83</td></tr> <tr><td>a</td><td>0°</td><td>10°</td><td>-</td></tr> </tbody> </table> <p>All Dimensions in mm</p>	Dim	Min	Max	Typ	A	2.19	2.39	2.29	A1	0.00	0.13	0.08	A2	0.97	1.17	1.07	b	0.64	0.88	0.783	b2	0.76	1.14	0.95	b3	5.21	5.46	5.33	c	0.45	0.58	0.531	D	6.00	6.20	6.10	D1	5.21	-	-	e	-	-	2.286	E	6.45	6.70	6.58	E1	4.32	-	-	H	9.40	10.41	9.91	L	1.40	1.78	1.59	L3	0.88	1.27	1.08	L4	0.64	1.02	0.83	a	0°	10°	-	 <p>TO252 (Standard)</p> <table border="1"> <thead> <tr> <th>Dim</th> <th>Min</th> <th>Max</th> <th>Typ</th> </tr> </thead> <tbody> <tr><td>A</td><td>2.19</td><td>2.39</td><td>2.29</td></tr> <tr><td>A1</td><td>0.00</td><td>0.13</td><td>0.08</td></tr> <tr><td>A2</td><td>0.97</td><td>1.17</td><td>1.07</td></tr> <tr><td>b</td><td>0.64</td><td>0.88</td><td>0.783</td></tr> <tr><td>b2</td><td>0.76</td><td>1.14</td><td>0.95</td></tr> <tr><td>b3</td><td>5.21</td><td>5.46</td><td>5.33</td></tr> <tr><td>c</td><td>0.45</td><td>0.58</td><td>0.531</td></tr> <tr><td>D</td><td>6.00</td><td>6.20</td><td>6.10</td></tr> <tr><td>D1</td><td>5.21</td><td>-</td><td>-</td></tr> <tr><td>e</td><td>-</td><td>-</td><td>2.286</td></tr> <tr><td>E</td><td>6.45</td><td>6.70</td><td>6.58</td></tr> <tr><td>E1</td><td>4.32</td><td>-</td><td>-</td></tr> <tr><td>H</td><td>9.40</td><td>10.41</td><td>9.91</td></tr> <tr><td>L</td><td>1.40</td><td>1.78</td><td>1.59</td></tr> <tr><td>L3</td><td>0.88</td><td>1.27</td><td>1.08</td></tr> <tr><td>L4</td><td>0.60</td><td>1.02</td><td>0.83</td></tr> <tr><td>a</td><td>0°</td><td>10°</td><td>-</td></tr> </tbody> </table> <p>All Dimensions in mm</p>	Dim	Min	Max	Typ	A	2.19	2.39	2.29	A1	0.00	0.13	0.08	A2	0.97	1.17	1.07	b	0.64	0.88	0.783	b2	0.76	1.14	0.95	b3	5.21	5.46	5.33	c	0.45	0.58	0.531	D	6.00	6.20	6.10	D1	5.21	-	-	e	-	-	2.286	E	6.45	6.70	6.58	E1	4.32	-	-	H	9.40	10.41	9.91	L	1.40	1.78	1.59	L3	0.88	1.27	1.08	L4	0.60	1.02	0.83	a	0°	10°	-
Dim	Min	Max	Typ																																																																																																																																														
A	2.19	2.39	2.29																																																																																																																																														
A1	0.00	0.13	0.08																																																																																																																																														
A2	0.97	1.17	1.07																																																																																																																																														
b	0.64	0.88	0.783																																																																																																																																														
b2	0.76	1.14	0.95																																																																																																																																														
b3	5.21	5.46	5.33																																																																																																																																														
c	0.45	0.58	0.531																																																																																																																																														
D	6.00	6.20	6.10																																																																																																																																														
D1	5.21	-	-																																																																																																																																														
e	-	-	2.286																																																																																																																																														
E	6.45	6.70	6.58																																																																																																																																														
E1	4.32	-	-																																																																																																																																														
H	9.40	10.41	9.91																																																																																																																																														
L	1.40	1.78	1.59																																																																																																																																														
L3	0.88	1.27	1.08																																																																																																																																														
L4	0.64	1.02	0.83																																																																																																																																														
a	0°	10°	-																																																																																																																																														
Dim	Min	Max	Typ																																																																																																																																														
A	2.19	2.39	2.29																																																																																																																																														
A1	0.00	0.13	0.08																																																																																																																																														
A2	0.97	1.17	1.07																																																																																																																																														
b	0.64	0.88	0.783																																																																																																																																														
b2	0.76	1.14	0.95																																																																																																																																														
b3	5.21	5.46	5.33																																																																																																																																														
c	0.45	0.58	0.531																																																																																																																																														
D	6.00	6.20	6.10																																																																																																																																														
D1	5.21	-	-																																																																																																																																														
e	-	-	2.286																																																																																																																																														
E	6.45	6.70	6.58																																																																																																																																														
E1	4.32	-	-																																																																																																																																														
H	9.40	10.41	9.91																																																																																																																																														
L	1.40	1.78	1.59																																																																																																																																														
L3	0.88	1.27	1.08																																																																																																																																														
L4	0.60	1.02	0.83																																																																																																																																														
a	0°	10°	-																																																																																																																																														

From : Current POD listed in the device datasheet Baseline POD (Diodes internal Shanghai Assembly & Test Site (SAT))	Change To : Combined POD will be listed in the device datasheet Combined POD (SAT + HTME) and Suggested Pad Layout cover baseline's.																																																																																																																																																																																																				
Baseline PowerDI5060-8 POD	Combined PowerDI5060-8: Option A (SAT-Baseline)+ Option B (HTME)																																																																																																																																																																																																				
 <p>PowerDI5060-8</p> <table border="1"> <thead> <tr> <th>Dim</th> <th>Min</th> <th>Max</th> <th>Typ</th> </tr> </thead> <tbody> <tr><td>A</td><td>0.90</td><td>1.10</td><td>1.00</td></tr> <tr><td>A1</td><td>0.50</td><td>0.05</td><td>—</td></tr> <tr><td>b</td><td>0.33</td><td>0.51</td><td>0.41</td></tr> <tr><td>b2</td><td>0.200</td><td>0.350</td><td>0.273</td></tr> <tr><td>b3</td><td>0.40</td><td>0.60</td><td>0.60</td></tr> <tr><td>c</td><td>0.230</td><td>0.330</td><td>0.277</td></tr> <tr><td>D</td><td colspan="3">5.15 BSC</td></tr> <tr><td>D1</td><td>4.70</td><td>5.10</td><td>4.90</td></tr> <tr><td>D2</td><td>3.70</td><td>4.10</td><td>3.90</td></tr> <tr><td>D3</td><td>3.90</td><td>4.30</td><td>4.10</td></tr> <tr><td>E</td><td colspan="3">6.15 BSC</td></tr> <tr><td>E1</td><td>5.60</td><td>6.00</td><td>5.80</td></tr> <tr><td>E2</td><td>3.28</td><td>3.66</td><td>3.48</td></tr> <tr><td>E3</td><td>3.99</td><td>4.39</td><td>4.19</td></tr> <tr><td>e</td><td colspan="3">1.27 BSC</td></tr> <tr><td>G</td><td>0.51</td><td>0.71</td><td>0.61</td></tr> <tr><td>K</td><td>0.51</td><td>—</td><td>—</td></tr> <tr><td>L</td><td>0.51</td><td>0.71</td><td>0.61</td></tr> <tr><td>L1</td><td>0.100</td><td>0.200</td><td>0.175</td></tr> <tr><td>M</td><td>3.235</td><td>4.035</td><td>3.635</td></tr> <tr><td>M1</td><td>1.00</td><td>1.40</td><td>1.21</td></tr> <tr><td>Ø</td><td>10°</td><td>12°</td><td>11°</td></tr> <tr><td>Ø1</td><td>6°</td><td>8°</td><td>7°</td></tr> </tbody> </table> <p>All Dimensions in mm</p>	Dim	Min	Max	Typ	A	0.90	1.10	1.00	A1	0.50	0.05	—	b	0.33	0.51	0.41	b2	0.200	0.350	0.273	b3	0.40	0.60	0.60	c	0.230	0.330	0.277	D	5.15 BSC			D1	4.70	5.10	4.90	D2	3.70	4.10	3.90	D3	3.90	4.30	4.10	E	6.15 BSC			E1	5.60	6.00	5.80	E2	3.28	3.66	3.48	E3	3.99	4.39	4.19	e	1.27 BSC			G	0.51	0.71	0.61	K	0.51	—	—	L	0.51	0.71	0.61	L1	0.100	0.200	0.175	M	3.235	4.035	3.635	M1	1.00	1.40	1.21	Ø	10°	12°	11°	Ø1	6°	8°	7°	 <p>POWERDI5060-8 (Standard)</p> <table border="1"> <thead> <tr> <th>Dim</th> <th>Min</th> <th>Max</th> <th>Typ</th> </tr> </thead> <tbody> <tr><td>A</td><td>0.90</td><td>1.20</td><td>—</td></tr> <tr><td>A1</td><td>0.00</td><td>0.05</td><td>—</td></tr> <tr><td>b</td><td>0.33</td><td>0.51</td><td>—</td></tr> <tr><td>b2</td><td>0.200</td><td>0.350</td><td>—</td></tr> <tr><td>b3</td><td>0.40</td><td>0.60</td><td>0.60</td></tr> <tr><td>c</td><td>0.230</td><td>0.354</td><td>—</td></tr> <tr><td>D</td><td colspan="3">5.15 BSC</td></tr> <tr><td>D (Option A)</td><td colspan="3">5.30 BSC</td></tr> <tr><td>D1</td><td>4.70</td><td>5.40</td><td>—</td></tr> <tr><td>D2</td><td>3.70</td><td>4.25</td><td>—</td></tr> <tr><td>D3</td><td>3.90</td><td>4.70</td><td>—</td></tr> <tr><td>E</td><td colspan="3">6.15 BSC</td></tr> <tr><td>E1</td><td>5.60</td><td>6.06</td><td>—</td></tr> <tr><td>E2</td><td>3.28</td><td>3.92</td><td>—</td></tr> <tr><td>E3</td><td>3.99</td><td>4.59</td><td>—</td></tr> <tr><td>e</td><td colspan="3">1.27 BSC</td></tr> <tr><td>G</td><td>0.40</td><td>0.71</td><td>—</td></tr> <tr><td>K</td><td>0.51</td><td>1.45</td><td>—</td></tr> <tr><td>L</td><td>0.50</td><td>0.71</td><td>—</td></tr> <tr><td>L1</td><td>0.100</td><td>0.200</td><td>—</td></tr> <tr><td>M</td><td>3.235</td><td>4.035</td><td>—</td></tr> <tr><td>M1</td><td>1.00</td><td>1.40</td><td>1.21</td></tr> <tr><td>Ø</td><td>8°</td><td>12°</td><td>—</td></tr> <tr><td>Ø1</td><td>6°</td><td>8°</td><td>—</td></tr> </tbody> </table> <p>All Dimensions in mm</p>	Dim	Min	Max	Typ	A	0.90	1.20	—	A1	0.00	0.05	—	b	0.33	0.51	—	b2	0.200	0.350	—	b3	0.40	0.60	0.60	c	0.230	0.354	—	D	5.15 BSC			D (Option A)	5.30 BSC			D1	4.70	5.40	—	D2	3.70	4.25	—	D3	3.90	4.70	—	E	6.15 BSC			E1	5.60	6.06	—	E2	3.28	3.92	—	E3	3.99	4.59	—	e	1.27 BSC			G	0.40	0.71	—	K	0.51	1.45	—	L	0.50	0.71	—	L1	0.100	0.200	—	M	3.235	4.035	—	M1	1.00	1.40	1.21	Ø	8°	12°	—	Ø1	6°	8°	—
Dim	Min	Max	Typ																																																																																																																																																																																																		
A	0.90	1.10	1.00																																																																																																																																																																																																		
A1	0.50	0.05	—																																																																																																																																																																																																		
b	0.33	0.51	0.41																																																																																																																																																																																																		
b2	0.200	0.350	0.273																																																																																																																																																																																																		
b3	0.40	0.60	0.60																																																																																																																																																																																																		
c	0.230	0.330	0.277																																																																																																																																																																																																		
D	5.15 BSC																																																																																																																																																																																																				
D1	4.70	5.10	4.90																																																																																																																																																																																																		
D2	3.70	4.10	3.90																																																																																																																																																																																																		
D3	3.90	4.30	4.10																																																																																																																																																																																																		
E	6.15 BSC																																																																																																																																																																																																				
E1	5.60	6.00	5.80																																																																																																																																																																																																		
E2	3.28	3.66	3.48																																																																																																																																																																																																		
E3	3.99	4.39	4.19																																																																																																																																																																																																		
e	1.27 BSC																																																																																																																																																																																																				
G	0.51	0.71	0.61																																																																																																																																																																																																		
K	0.51	—	—																																																																																																																																																																																																		
L	0.51	0.71	0.61																																																																																																																																																																																																		
L1	0.100	0.200	0.175																																																																																																																																																																																																		
M	3.235	4.035	3.635																																																																																																																																																																																																		
M1	1.00	1.40	1.21																																																																																																																																																																																																		
Ø	10°	12°	11°																																																																																																																																																																																																		
Ø1	6°	8°	7°																																																																																																																																																																																																		
Dim	Min	Max	Typ																																																																																																																																																																																																		
A	0.90	1.20	—																																																																																																																																																																																																		
A1	0.00	0.05	—																																																																																																																																																																																																		
b	0.33	0.51	—																																																																																																																																																																																																		
b2	0.200	0.350	—																																																																																																																																																																																																		
b3	0.40	0.60	0.60																																																																																																																																																																																																		
c	0.230	0.354	—																																																																																																																																																																																																		
D	5.15 BSC																																																																																																																																																																																																				
D (Option A)	5.30 BSC																																																																																																																																																																																																				
D1	4.70	5.40	—																																																																																																																																																																																																		
D2	3.70	4.25	—																																																																																																																																																																																																		
D3	3.90	4.70	—																																																																																																																																																																																																		
E	6.15 BSC																																																																																																																																																																																																				
E1	5.60	6.06	—																																																																																																																																																																																																		
E2	3.28	3.92	—																																																																																																																																																																																																		
E3	3.99	4.59	—																																																																																																																																																																																																		
e	1.27 BSC																																																																																																																																																																																																				
G	0.40	0.71	—																																																																																																																																																																																																		
K	0.51	1.45	—																																																																																																																																																																																																		
L	0.50	0.71	—																																																																																																																																																																																																		
L1	0.100	0.200	—																																																																																																																																																																																																		
M	3.235	4.035	—																																																																																																																																																																																																		
M1	1.00	1.40	1.21																																																																																																																																																																																																		
Ø	8°	12°	—																																																																																																																																																																																																		
Ø1	6°	8°	—																																																																																																																																																																																																		
<p>Baseline PowerDI5060-8 Suggested Pad Layout</p>  <table border="1"> <thead> <tr> <th>Dimensions</th> <th>Value (in mm)</th> </tr> </thead> <tbody> <tr><td>C</td><td>1.270</td></tr> <tr><td>G</td><td>0.660</td></tr> <tr><td>G1</td><td>0.820</td></tr> <tr><td>X</td><td>0.610</td></tr> <tr><td>X1</td><td>4.100</td></tr> <tr><td>X2</td><td>0.755</td></tr> <tr><td>X3</td><td>4.420</td></tr> <tr><td>X4</td><td>5.610</td></tr> <tr><td>Y</td><td>1.270</td></tr> <tr><td>Y1</td><td>0.600</td></tr> <tr><td>Y2</td><td>1.020</td></tr> <tr><td>Y3</td><td>0.295</td></tr> <tr><td>Y4</td><td>1.825</td></tr> <tr><td>Y5</td><td>3.810</td></tr> <tr><td>Y6</td><td>0.180</td></tr> <tr><td>Y7</td><td>6.610</td></tr> </tbody> </table>	Dimensions	Value (in mm)	C	1.270	G	0.660	G1	0.820	X	0.610	X1	4.100	X2	0.755	X3	4.420	X4	5.610	Y	1.270	Y1	0.600	Y2	1.020	Y3	0.295	Y4	1.825	Y5	3.810	Y6	0.180	Y7	6.610	<p>Combined PowerDI5060-8 Suggested Pad Layout: Option A (SAT-Baseline)+ Option B (HTME)</p>  <table border="1"> <thead> <tr> <th>Dimensions</th> <th>Value (in mm)</th> </tr> </thead> <tbody> <tr><td>C</td><td>1.270</td></tr> <tr><td>G</td><td>0.660</td></tr> <tr><td>G1</td><td>0.820</td></tr> <tr><td>X</td><td>0.610</td></tr> <tr><td>X1</td><td>4.300</td></tr> <tr><td>X2</td><td>0.755</td></tr> <tr><td>X3</td><td>4.420</td></tr> <tr><td>X4</td><td>5.610</td></tr> <tr><td>Y</td><td>1.270</td></tr> <tr><td>Y1</td><td>0.600</td></tr> <tr><td>Y2</td><td>1.020</td></tr> <tr><td>Y3</td><td>0.295</td></tr> <tr><td>Y4</td><td>1.825</td></tr> <tr><td>Y5</td><td>4.300</td></tr> <tr><td>Y6</td><td>0.180</td></tr> <tr><td>Y7</td><td>6.610</td></tr> </tbody> </table>	Dimensions	Value (in mm)	C	1.270	G	0.660	G1	0.820	X	0.610	X1	4.300	X2	0.755	X3	4.420	X4	5.610	Y	1.270	Y1	0.600	Y2	1.020	Y3	0.295	Y4	1.825	Y5	4.300	Y6	0.180	Y7	6.610																																																																																																																																
Dimensions	Value (in mm)																																																																																																																																																																																																				
C	1.270																																																																																																																																																																																																				
G	0.660																																																																																																																																																																																																				
G1	0.820																																																																																																																																																																																																				
X	0.610																																																																																																																																																																																																				
X1	4.100																																																																																																																																																																																																				
X2	0.755																																																																																																																																																																																																				
X3	4.420																																																																																																																																																																																																				
X4	5.610																																																																																																																																																																																																				
Y	1.270																																																																																																																																																																																																				
Y1	0.600																																																																																																																																																																																																				
Y2	1.020																																																																																																																																																																																																				
Y3	0.295																																																																																																																																																																																																				
Y4	1.825																																																																																																																																																																																																				
Y5	3.810																																																																																																																																																																																																				
Y6	0.180																																																																																																																																																																																																				
Y7	6.610																																																																																																																																																																																																				
Dimensions	Value (in mm)																																																																																																																																																																																																				
C	1.270																																																																																																																																																																																																				
G	0.660																																																																																																																																																																																																				
G1	0.820																																																																																																																																																																																																				
X	0.610																																																																																																																																																																																																				
X1	4.300																																																																																																																																																																																																				
X2	0.755																																																																																																																																																																																																				
X3	4.420																																																																																																																																																																																																				
X4	5.610																																																																																																																																																																																																				
Y	1.270																																																																																																																																																																																																				
Y1	0.600																																																																																																																																																																																																				
Y2	1.020																																																																																																																																																																																																				
Y3	0.295																																																																																																																																																																																																				
Y4	1.825																																																																																																																																																																																																				
Y5	4.300																																																																																																																																																																																																				
Y6	0.180																																																																																																																																																																																																				
Y7	6.610																																																																																																																																																																																																				

Different bar location for different Assembly & Test Site.		
Assembly & Test Site	Marking explain	Marking example
SAT	Not add any bar	
CAT	Add bar above year code	
HTME/TSHT	Add bar below week code	